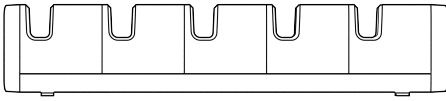
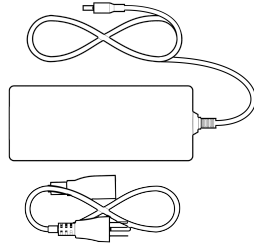


GoWork Pro i5 Bay Charging Dock

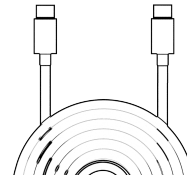
Items Included



Charging Station
(1)



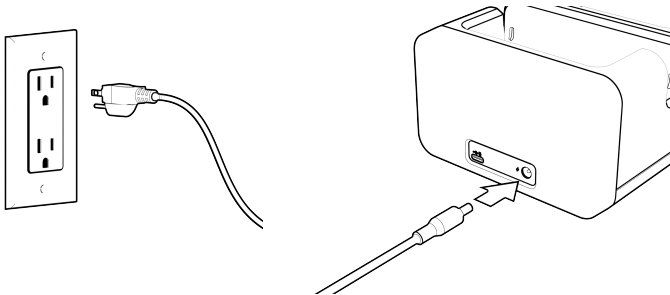
Power Delivery Unit (PDU)
(1)



6ft USB-C Data Cable
(1)

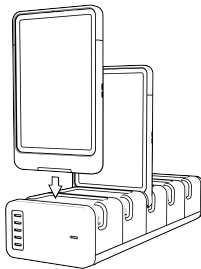
Assembly

Step 1



Plug the PDU into a wall outlet and the Station.

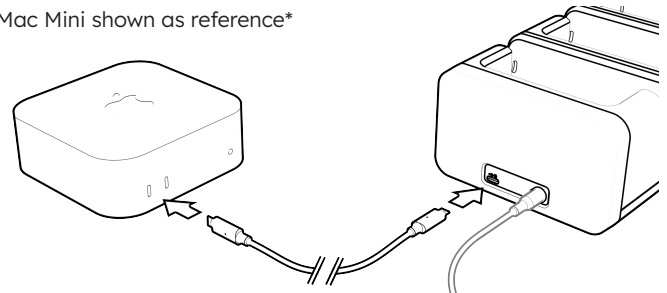
Step 3



Drop in your cases and go!

Step 2 (Optional)

Mac Mini shown as reference



To utilize data connectivity, run the Data Cable from a Mac to the Station. Scan the QR code for more data integration solutions.



Also compatible with most windows devices

Product Specs

Device Capacity	5 Bays
Max Device Size	Up to 11" Screen Size
Dimensions	Station: 16.25in x 5.5in x 3.38in (412.75mm x 140mm x 85.85mm) Power Supply: 5.31in x 2.5in x 1.25in (135mm x 64mm x 32mm)
Weight	Station: 3.38lbs (1534.6g) Power Supply: 1.05lbs (475g)
Regulation/Certification	FCC Part 15 Non International Radiated & Conducted Emissions, Class B limits ICES-003 RoHS Compliance 2011/65/EC
Power Specification	Input: 20V = 6.0A 120W Output: 5V=3A, 9V=2.22A, 12V=1.67A
Temperature	Operating: 0° C to 40° C Non Operating: -10° C to 60° C

Safety

Read all instructions prior to using the charging station

Always unplug the power adapter before moving the product.

Do not use cables that are damaged.

Keep the station away from water.

Do not place the station close to flammable liquids or gases.

This product is designed to be used indoors only.

Do not block ventilation holes.



Warning

Class I Equipment. This equipment must be earthed. The power plug must be connected to a properly wired earth ground socket outlet. An improperly wired socket outlet could place hazardous voltages on accessible metal parts.